





Campbell Crimpnology™ offers crimping flexibility for your liquid, bulk, and chemical transfer hose applications.

“CAMPBELL COBRA” VS. “STANDARD COBRA”

“COBRA” is the trade name for our entire line of Cam & Groove Couplings. “Campbell COBRA” is the upgraded version of Parts C and E. Although imported, Campbell COBRA C’s and E’s are designed by Campbell and produced to strict Campbell specifications.

Features & Benefits

- Designed for use with Campbell Interlocking Ferrules.
- 360° interlock groove on fitting locks ferrule into place for the ultimate in holding power.
- Shank and ferrule lengths are matched for performance and to avoid potential hose tube or hose cover damage.
**See picture on right.*
- Serrations designed to grip, seal, and protect hose when crimped.
Note: Traditional “two bump” designs are for banding, not crimping. Campbell does not recommend crimping on “two bump” shanks.
- Crimped assemblies are low profile and eliminate sharp edges from band clamp buckles.
- Couplings use the same ferrules as Crimpnology Nipples, ChemJoint Couplings, and ContiTech Insta-Lock Cam & Groove Couplings to keep your inventory to keep ferrule inventory low and flexible.
- Designed to couple and interchange with couplings made to specifications: ASTM F1122, CID A-A-59326, MIL-C-27487.

Recommended Hose Attachment

- Interlocking ferrules

Recommended Use

- Multi-purpose liquid, chemical, bulk handling



Campbell Cobra Part C and matching Campbell Interlocking Ferrule



Special Feature

- Locking handles can be purchased assembled onto the coupling or as a kit and retrofitted onto existing inventory ... another easy and cost-effective way to keep inventory flexible.



Locking Handle

Hose System Components			MAX. SYSTEM WORKING PRESSURE (PSI @ 70°F) SEE NOTE 1							
			Hose Size							
Fitting/Coupling	Attachment	Hose Type	1	1-1/4	1-1/2	2	2-1/2	3	4	6
Campbell Cobra SS C&G	Ferrule	Chem/Rubber	250	-	250	250	150	150	125	-
Campbell Cobra AL C&G	Ferrule	Chem/Rubber	-	-	250	200	150	125	75	call

See footnotes 1, 2 and 5 on Page 1



**CAMPBELL COBRA
CAM & GROOVE
COUPLINGS**

**PART C
(with ferrule interlock)**




316 Stainless			
hose size	part number	list each	
1	C-316-100C	26.90	
1-1/2	C-316-150C	50.78	
2	C-316-200C	73.06	
2-1/2	C-316-250C	97.11	
3	C-316-300C	129.30	
4	C-316-400C	189.99	

Aluminum			
hose size	part number	list each	
1-1/2	C-AL-150C	12.80	
2	C-AL-200C	15.80	
2-1/2	C-AL-250C	21.15	
3	C-AL-300C	26.29	
4	C-AL-400C	36.34	
6	C-AL-600C	115.76	

Brass			
hose size	part number	list each	
1	C-BR-100C	31.83	
1-1/2	C-BR-150C	47.83	
2	C-BR-200C	62.10	
3	C-BR-300C	120.45	
4	C-BR-400C	167.58	

Steel (investment cast)			
hose size	part number	list each	
1	C-S-100C	23.05	
1-1/2	C-S-150C	32.52	
2	C-S-200C	38.35	
3	C-S-300C	63.42	
4	C-S-400C	98.54	

**PART C - LOCKING HANDLES
(with ferrule interlock)**



316 Stainless			
hose size	part number	list each	
1	CL-316-100C	56.62	
1-1/2	CL-316-150C	84.07	
2	CL-316-200C	106.32	
3	CL-316-300C	181.49	
4	CL-316-400C	259.39	

Aluminum			
hose size	part number	list each	
1-1/2	CL-AL-150C	68.63	
2	CL-AL-200C	74.92	
3	CL-AL-300C	92.49	
4	CL-AL-400C	103.56	

**PART E
(with ferrule interlock)**



316 Stainless			
hose size	part number	list each	
1	E-316-100C	20.27	
1-1/2	E-316-150C	39.60	
2	E-316-200C	63.09	
2-1/2	E-316-250C	84.61	
3	E-316-300C	110.59	
4	E-316-400C	170.58	

Aluminum			
hose size	part number	list each	
1-1/2	E-AL-150C	6.38	
2	E-AL-200C	8.28	
2-1/2	E-AL-250C	13.47	
3	E-AL-300C	14.78	
4	E-AL-400C	24.26	
6	E-AL-600C	70.61	

Brass			
hose size	part number	list each	
1	E-BR-100C	21.45	
1-1/2	E-BR-150C	36.02	
2	E-BR-200C	50.13	
3	E-BR-300C	98.75	
4	E-BR-400C	151.42	

Steel (investment cast)			
hose size	part number	list each	
1	E-S-100C	15.31	
1-1/2	E-S-150C	20.06	
2	E-S-200C	30.90	
3	E-S-300C	54.23	
4	E-S-400C	73.04	

**CONE STRAINERS
(for use with Part C's)**



Stainless			
hose size	part number	list each	
2	CGSS-8	41.95	
3	CGSS-12	35.33	
4	CGSS-16	42.37	
6	CGSS-24	65.05	
8	CGSS-32	117.85	

**CAM & GROOVE
SIGHT GLASS**

NEW!



Polycarbonate			
size	part number	list each	
2	SGPC-200	76.25	
3	SGPC-300	110.75	
4	SGPC-400	161.45	

**STANDARD COBRA
CAM & GROOVE COUPLINGS**

PART A



316 Stainless			
npt size	part number	list each	
1/2	A-316-50	13.23	
3/4	A-316-75	13.27	
1	A-316-100	16.37	
1-1/4	A-316-125	23.32	
1-1/2	A-316-150	28.07	
2	A-316-200	33.14	
2-1/2	A-316-250	59.35	
3	A-316-300	64.65	
4	A-316-400	122.20	
5	A-316-500	198.81	
6	A-316-600	248.72	
8	A-316-800	635.10	

304 Stainless			
npt size	part number	list each	
1/2	A-SS-50	10.29	
3/4	A-SS-75	10.28	
1	A-SS-100	12.37	
1-1/4	A-SS-125	18.18	
1-1/2	A-SS-150	20.97	
2	A-SS-200	24.44	
2-1/2	A-SS-250	43.54	
3	A-SS-300	46.98	
4	A-SS-400	92.84	
5	A-SS-500	157.26	
6	A-SS-600	191.88	
8	A-SS-800	492.77	

Aluminum			
npt size	part number	list each	
1/2	A-AL-50	4.16	
3/4	A-AL-75	3.79	
1	A-AL-100	4.33	
1-1/4	A-AL-125	5.95	
1-1/2	A-AL-150	4.92	
2	A-AL-200	5.80	
2-1/2	A-AL-250	11.09	
3	A-AL-300	10.66	
4	A-AL-400	17.57	
5	A-AL-500	36.71	
6	A-AL-600	36.76	
8	A-AL-800	150.26	

Brass			
npt size	part number	list each	
1/2	A-BR-50	10.46	
3/4	A-BR-75	10.27	
1	A-BR-100	11.64	
1-1/4	A-BR-125	17.12	
1-1/2	A-BR-150	18.00	
2	A-BR-200	24.36	

continued on next page

PART A (continued from previous page)

npt size	part number	list each
2-1/2	A-BR-250	39.13
3	A-BR-300	47.05
4	A-BR-400	81.17
5	A-BR-500	174.62
6	A-BR-600	233.19

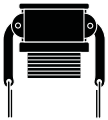
Ductile Iron

1-1/2	A-DI-150	14.91
2	A-DI-200	17.89
3	A-DI-300	27.97
4	A-DI-400	45.22
5	A-DI-500	61.53

Poly-Glass

1/2	A-PP-50	2.36
3/4	A-PP-75	2.36
1	A-PP-100	2.79
1-1/4	A-PP-125	4.24
1-1/2	A-PP-150	4.28
2	A-PP-200	5.05
3	A-PP-300	8.96
4	A-PP-400	21.75

PART B



316 Stainless

npt size	part number	list each
1/2	B-316-50	21.38
3/4	B-316-75	21.40
1	B-316-100	28.09
1-1/4	B-316-125	39.91
1-1/2	B-316-150	47.48
2	B-316-200	56.37
2-1/2	B-316-250	72.77
3	B-316-300	105.98
4	B-316-400	160.09
5	B-316-500	261.25
6	B-316-600	358.85

304 Stainless

1/2	B-SS-50	18.17
3/4	B-SS-75	18.13
1	B-SS-100	22.21
1-1/4	B-SS-125	30.98
1-1/2	B-SS-150	34.62
2	B-SS-200	42.80
2-1/2	B-SS-250	54.45
3	B-SS-300	78.68
4	B-SS-400	118.81
5	B-SS-500	190.54
6	B-SS-600	264.20

Aluminum

1/2	B-AL-50	9.21
3/4	B-AL-75	8.20
1	B-AL-100	9.78
1-1/4	B-AL-125	12.27
1-1/2	B-AL-150	11.54
2	B-AL-200	13.04
2-1/2	B-AL-250	21.92
3	B-AL-300	22.66
4	B-AL-400	28.51
5	B-AL-500	60.93
6	B-AL-600	68.73
8	B-AL-800	295.44

**Aluminum
(with stainless handles)**

npt size	part number	list each
3/4	B-ALS-75	7.95
1	B-ALS-100	9.48
1-1/4	B-ALS-125	11.91
1-1/2	B-ALS-150	11.19
2	B-ALS-200	12.64
2-1/2	B-ALS-250	21.27
3	B-ALS-300	21.98
4	B-ALS-400	27.65
6	B-ALS-600	66.68

Brass

1/2	B-BR-50	18.85
3/4	B-BR-75	18.74
1	B-BR-100	22.67
1-1/4	B-BR-125	29.69
1-1/2	B-BR-150	32.19
2	B-BR-200	39.97
2-1/2	B-BR-250	56.85
3	B-BR-300	77.89
4	B-BR-400	110.50
5	B-BR-500	271.64
6	B-BR-600	320.17

Ductile Iron


1-1/2	B-DI-150	27.44
2	B-DI-200	28.69
3	B-DI-300	50.19
4	B-DI-400	67.40
5	B-DI-500	95.69

Poly-Glass

1/2	B-PP-50	7.30
3/4	B-PP-75	7.30
1	B-PP-100	7.78
1-1/4	B-PP-125	10.28
1-1/2	B-PP-150	11.48
2	B-PP-200	13.52
3	B-PP-300	22.17
4	B-PP-400	40.18

PART C

(for use with sleeves or bands)



316 Stainless

hose size	part number	list each
1/2	C-316-50	21.16
3/4	C-316-75	19.34
1	C-316-100	25.13
1-1/4	C-316-125	38.23
1-1/2	C-316-150	40.20
2	C-316-200	55.21
2-1/2	C-316-250	82.51
3	C-316-300	98.70
4	C-316-400	155.67
5	C-316-500	340.96
6	C-316-600	397.83

304 Stainless

npt size	part number	list each
1/2	C-SS-50	17.57
3/4	C-SS-75	15.79
1	C-SS-100	21.09
1-1/4	C-SS-125	31.37
1-1/2	C-SS-150	36.46
2	C-SS-200	47.97
2-1/2	C-SS-250	67.16
3	C-SS-300	92.55
4	C-SS-400	135.65
5	C-SS-500	248.70
6	C-SS-600	292.25
8	C-SS-800	810.45

Aluminum

1/2	C-AL-50	7.22
3/4	C-AL-75	7.18
1	C-AL-100	8.55
1-1/4	C-AL-125	12.72
1-1/2	C-AL-150	11.43
2	C-AL-200	13.40
2-1/2	C-AL-250	20.69
3	C-AL-300	23.92
4	C-AL-400	35.09
5	C-AL-500	65.27
6	C-AL-600	79.54
8	C-AL-800	297.51

**Aluminum
(with stainless handles)**

3/4	C-ALS-75	6.96
1	C-ALS-100	8.28
1-1/4	C-ALS-125	12.34
1-1/2	C-ALS-150	11.09
2	C-ALS-200	12.99
2-1/2	C-ALS-250	20.07
3	C-ALS-300	23.21
4	C-ALS-400	34.04
6	C-ALS-600	77.15

Brass

1/2	C-BR-50	17.72
3/4	C-BR-75	17.96
1	C-BR-100	24.92
1-1/4	C-BR-125	32.77
1-1/2	C-BR-150	33.78
2	C-BR-200	44.93
2-1/2	C-BR-250	58.95
3	C-BR-300	79.19
4	C-BR-400	116.79
5	C-BR-500	281.67
6	C-BR-600	371.25

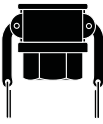
Ductile Iron

1-1/2	C-DI-150	27.70
2	C-DI-200	32.64
3	C-DI-300	54.01
4	C-DI-400	79.98
5	C-DI-500	123.87

Poly-Glass

1/2	C-PP-50	7.54
3/4	C-PP-75	7.54
1	C-PP-100	8.57
1-1/4	C-PP-125	10.96
1-1/2	C-PP-150	12.48
2	C-PP-200	14.60
3	C-PP-300	22.17
4	C-PP-400	41.88

PART D

**316 Stainless**

npt size	part number	list each
1/2	D-316-50	21.40
3/4	D-316-75	21.40
1	D-316-100	28.05
1-1/4	D-316-125	40.60
1-1/2	D-316-150	49.44
2	D-316-200	61.38
2-1/2	D-316-250	87.78
3	D-316-300	110.84
4	D-316-400	170.97
5	D-316-500	317.86
6	D-316-600	346.86

304 Stainless

1/2	D-SS-50	18.46
3/4	D-SS-75	18.46
1	D-SS-100	22.21
1-1/4	D-SS-125	32.69
1-1/2	D-SS-150	39.11
2	D-SS-200	47.53
2-1/2	D-SS-250	67.59
3	D-SS-300	91.07
4	D-SS-400	133.86
5	D-SS-500	225.09
6	D-SS-600	263.46

Aluminum

1/2	D-AL-50	10.48
3/4	D-AL-75	8.57
1	D-AL-100	9.78
1-1/4	D-AL-125	13.37
1-1/2	D-AL-150	12.15
2	D-AL-200	14.27
2-1/2	D-AL-250	22.69
3	D-AL-300	23.07
4	D-AL-400	33.20
5	D-AL-500	62.45
6	D-AL-600	76.58
8	D-AL-800	279.79

**Aluminum
(with stainless handles)**

3/4	D-ALS-75	8.32
1	D-ALS-100	9.48
1-1/4	D-ALS-125	12.97
1-1/2	D-ALS-150	11.78
2	D-ALS-200	13.84
2-1/2	D-ALS-250	22.01
3	D-ALS-300	22.38
4	D-ALS-400	32.21
6	D-ALS-600	74.28

Brass

1/2	D-BR-50	18.30
3/4	D-BR-75	18.72
1	D-BR-100	23.12
1-1/4	D-BR-125	34.32
1-1/2	D-BR-150	32.88
2	D-BR-200	40.78
2-1/2	D-BR-250	58.56
3	D-BR-300	74.07
4	D-BR-400	116.28
5	D-BR-500	247.83
6	D-BR-600	333.64

Ductile Iron

npt size	part number	list each
1-1/2	D-DI-150	27.70
2	D-DI-200	42.69
3	D-DI-300	52.56
4	D-DI-400	78.93
5	D-DI-500	107.88

Poly-Glass

1/2	D-PP-50	7.74
3/4	D-PP-75	7.74
1	D-PP-100	8.57
1-1/4	D-PP-125	10.72
1-1/2	D-PP-150	11.81
2	D-PP-200	14.39
3	D-PP-300	24.99
4	D-PP-400	43.82

PART E

(for use with sleeves or bands)

**316 Stainless**

hose size	part number	list each
1/2	E-316-50	10.83
3/4	E-316-75	11.67
1	E-316-100	18.97
1-1/4	E-316-125	27.59
1-1/2	E-316-150	31.45
2	E-316-200	47.40
2-1/2	E-316-250	71.88
3	E-316-300	95.73
4	E-316-400	145.77
5	E-316-500	269.39
6	E-316-600	360.87

304 Stainless

1/2	E-SS-50	9.29
3/4	E-SS-75	9.29
1	E-SS-100	13.64
1-1/4	E-SS-125	19.92
1-1/2	E-SS-150	25.10
2	E-SS-200	37.64
2-1/2	E-SS-250	53.87
3	E-SS-300	77.20
4	E-SS-400	117.93
5	E-SS-500	196.51
6	E-SS-600	261.40

Aluminum

1/2	E-AL-50	4.32
3/4	E-AL-75	4.20
1	E-AL-100	4.64
1-1/4	E-AL-125	6.95
1-1/2	E-AL-150	5.33
2	E-AL-200	6.97
2-1/2	E-AL-250	12.83
3	E-AL-300	14.24
4	E-AL-400	23.65
5	E-AL-500	49.88
6	E-AL-600	59.30
8	E-AL-800	181.17

Brass

npt size	part number	list each
1/2	E-BR-50	9.99
3/4	E-BR-75	13.04
1	E-BR-100	14.04
1-1/4	E-BR-125	19.78
1-1/2	E-BR-150	23.49
2	E-BR-200	33.60
2-1/2	E-BR-250	48.17
3	E-BR-300	63.84
4	E-BR-400	104.31
5	E-BR-500	251.03
6	E-BR-600	329.91

Ductile Iron

1-1/2	E-DI-150	16.08
2	E-DI-200	26.31
3	E-DI-300	46.16
4	E-DI-400	62.20
5	E-DI-500	100.15

Poly-Glass

1/2	E-PP-50	2.73
3/4	E-PP-75	2.73
1	E-PP-100	3.23
1-1/4	E-PP-125	4.59
1-1/2	E-PP-150	4.66
2	E-PP-200	4.94
3	E-PP-300	9.60
4	E-PP-400	19.04

PART F

**316 Stainless**

npt size	part number	list each
1/2	F-316-50	14.62
3/4	F-316-75	14.62
1	F-316-100	21.40
1-1/4	F-316-125	31.44
1-1/2	F-316-150	37.64
2	F-316-200	50.02
2-1/2	F-316-250	71.57
3	F-316-300	96.10
4	F-316-400	169.29
5	F-316-500	274.47
6	F-316-600	373.56

304 Stainless

1/2	F-SS-50	13.43
3/4	F-SS-75	12.84
1	F-SS-100	16.28
1-1/4	F-SS-125	23.75
1-1/2	F-SS-150	29.66
2	F-SS-200	37.03
2-1/2	F-SS-250	51.37
3	F-SS-300	74.10
4	F-SS-400	127.66
5	F-SS-500	200.56
6	F-SS-600	277.35

continued on next page

PART F (continued from previous page)

Aluminum

npt size	part number	list each
1/2	F-AL-50	5.71
3/4	F-AL-75	4.69
1	F-AL-100	5.00
1-1/4	F-AL-125	8.21
1-1/2	F-AL-150	6.21
2	F-AL-200	7.34
2-1/2	F-AL-250	14.58
3	F-AL-300	15.35
4	F-AL-400	22.04
5	F-AL-500	48.18
6	F-AL-600	54.11
8	F-AL-800	210.34

Brass

1/2	F-BR-50	11.75
3/4	F-BR-75	11.75
1	F-BR-100	14.69
1-1/4	F-BR-125	21.99
1-1/2	F-BR-150	23.09
2	F-BR-200	32.13
2-1/2	F-BR-250	51.75
3	F-BR-300	65.82
4	F-BR-400	103.34
5	F-BR-500	212.96
6	F-BR-600	280.78

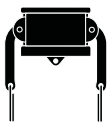
Ductile Iron

1-1/2	F-DI-150	18.15
2	F-DI-200	23.09
3	F-DI-300	35.51
4	F-DI-400	56.32
5	F-DI-500	81.13

Poly-Glass

1/2	F-PP-50	2.73
3/4	F-PP-75	2.73
1	F-PP-100	3.03
1-1/4	F-PP-125	4.28
1-1/2	F-PP-150	4.54
2	F-PP-200	4.94
3	F-PP-300	10.55
4	F-PP-400	19.04

PART DC



316 Stainless

size	part number	list each
1/2	DC-316-50	19.06
3/4	DC-316-75	19.19
1	DC-316-100	23.32
1-1/4	DC-316-125	31.74
1-1/2	DC-316-150	36.46
2	DC-316-200	44.14
2-1/2	DC-316-250	63.03
3	DC-316-300	84.14
4	DC-316-400	116.16
5	DC-316-500	226.28
6	DC-316-600	300.66

304 Stainless

size	part number	list each
1/2	DC-SS-50	14.90
3/4	DC-SS-75	15.49
1	DC-SS-100	18.15
1-1/4	DC-SS-125	26.06
1-1/2	DC-SS-150	27.62
2	DC-SS-200	34.09
2-1/2	DC-SS-250	48.25
3	DC-SS-300	68.20
4	DC-SS-400	93.72
5	DC-SS-500	171.36
6	DC-SS-600	215.63

Aluminum

1/2	DC-AL-50	7.26
3/4	DC-AL-75	7.90
1	DC-AL-100	8.33
1-1/4	DC-AL-125	13.57
1-1/2	DC-AL-150	10.37
2	DC-AL-200	11.99
2-1/2	DC-AL-250	16.84
3	DC-AL-300	19.92
4	DC-AL-400	25.15
5	DC-AL-500	42.63
6	DC-AL-600	63.47
8	DC-AL-800	254.99

Aluminum

(with stainless handles)

3/4	DC-ALS-75	7.65
1	DC-ALS-100	8.07
1-1/4	DC-ALS-125	13.16
1-1/2	DC-ALS-150	10.07
2	DC-ALS-200	11.63
2-1/2	DC-ALS-250	16.34
3	DC-ALS-300	19.32
4	DC-ALS-400	24.39
6	DC-ALS-600	61.56

Brass

1/2	DC-BR-50	16.66
3/4	DC-BR-75	17.77
1	DC-BR-100	21.27
1-1/4	DC-BR-125	27.44
1-1/2	DC-BR-150	29.84
2	DC-BR-200	36.51
2-1/2	DC-BR-250	44.57
3	DC-BR-300	66.99
4	DC-BR-400	90.20
5	DC-BR-500	207.95
6	DC-BR-600	238.73

Ductile Iron

1-1/2	DC-DI-150	23.33
2	DC-DI-200	25.71
3	DC-DI-300	41.63
4	DC-DI-400	57.96
5	DC-DI-500	88.29

Poly-Glass

1/2	DC-PP-50	7.36
3/4	DC-PP-75	7.36
1	DC-PP-100	7.98
1-1/4	DC-PP-125	10.28
1-1/2	DC-PP-150	11.27
2	DC-PP-200	13.53
3	DC-PP-300	22.00
4	DC-PP-400	35.99

PART DP



316 Stainless

size	part number	list each
1/2	DP-316-50	8.72
3/4	DP-316-75	8.72
1	DP-316-100	10.86
1-1/4	DP-316-125	18.46
1-1/2	DP-316-150	22.44
2	DP-316-200	33.50
2-1/2	DP-316-250	48.71
3	DP-316-300	56.25
4	DP-316-400	96.38
6	DP-316-600	251.65

304 Stainless

1/2	DP-SS-50	8.72
3/4	DP-SS-75	6.93
1	DP-SS-100	8.33
1-1/4	DP-SS-125	14.62
1-1/2	DP-SS-150	16.37
2	DP-SS-200	24.36
2-1/2	DP-SS-250	37.03
3	DP-SS-300	42.06
4	DP-SS-400	70.71
6	DP-SS-600	172.84

Aluminum

1/2	DP-AL-50	4.12
3/4	DP-AL-75	3.92
1	DP-AL-100	4.19
1-1/4	DP-AL-125	4.89
1-1/2	DP-AL-150	4.18
2	DP-AL-200	4.89
2-1/2	DP-AL-250	10.06
3	DP-AL-300	9.51
4	DP-AL-400	15.24
5	DP-AL-500	27.92
6	DP-AL-600	31.76

Brass

1/2	DP-BR-50	10.29
3/4	DP-BR-75	10.40
1	DP-BR-100	12.79
1-1/4	DP-BR-125	14.86
1-1/2	DP-BR-150	15.14
2	DP-BR-200	21.38
2-1/2	DP-BR-250	29.67
3	DP-BR-300	36.29
4	DP-BR-400	55.10
5	DP-BR-500	143.94
6	DP-BR-600	171.64

Ductile Iron

1-1/2	DP-DI-150	12.98
2	DP-DI-200	16.85
3	DP-DI-300	22.91
4	DP-DI-400	32.79
5	DP-DI-500	54.89

Poly-Glass

1/2	DP-PP-50	2.66
3/4	DP-PP-75	2.55
1	DP-PP-100	2.77
1-1/4	DP-PP-125	3.16
1-1/2	DP-PP-150	3.35
2	DP-PP-200	4.27
3	DP-PP-300	8.24
4	DP-PP-400	14.90

TYPE A SWIVEL ADAPTER **NEW!**



Aluminum		
npt size	part number	list each
3	ASV-AL-300	189.00
4	ASV-AL-400	288.75

TYPE D SWIVEL COUPLING **NEW!**



Aluminum		
npt size	part number	list each
3	DSV-AL-300	246.75
4	DSV-AL-400	367.50

SPOOL ADAPTER



316 Stainless		
adapter x adapter	part number	list each
1 X 1	AA-316-100	84.10
1-1/2 X 1-1/2	AA-316-150	89.96
1-1/2 X 2	AA-316-1520	107.24
2 X 2	AA-316-200	113.73
2 X 3	AA-316-2030	146.90
3 X 3	AA-316-300	197.38
3 X 4	AA-316-3040	241.10
4 X 4	AA-316-400	304.28

Aluminum		
1 X 1	AA-AL-100	14.28
1-1/2 X 1-1/2	AA-AL-150	16.58
2 X 2	AA-AL-200	18.77
2 X 3	AA-AL-2030	26.50
2-1/2 X 2-1/2	AA-AL-250	27.57
3 X 3	AA-AL-300	35.53
3 X 4	AA-AL-3040	46.37
4 X 4	AA-AL-400	47.15
4 X 6	AA-AL-4060	101.25
6 X 6	AA-AL-600	101.27

Brass		
1-1/2 X 1-1/2	AA-BR-150	65.61
2 X 2	AA-BR-200	82.72
2-1/2 X 2-1/2	AA-BR-250	117.21
3 X 3	AA-BR-300	140.85
4 X 4	AA-BR-400	194.95

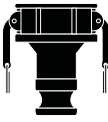
DOUBLE D



316 Stainless		
coupler size	part number	list each
1-1/2 X 1-1/2	DD-316-150	116.89
2 X 2	DD-316-200	150.83
3 X 3	DD-316-300	233.49
4 X 4	DD-316-400	314.52

Aluminum		
1-1/2 X 1-1/2	DD-AL-150	49.43
2 X 2	DD-AL-200	55.18
2 X 3	DD-AL-2030	85.16
3 X 3	DD-AL-300	77.34
3 X 4	DD-AL-3040	115.76
4 X 4	DD-AL-400	102.78
6 X 6	DD-AL-600	299.25

JUMP SIZE COUPLER X ADAPTER



316 Stainless		
coupler x adapter	part number	list each
2 X 1-1/2	DA-316-2015	164.38
3 X 2	DA-316-3020	170.14
4 X 3	DA-316-4030	253.08
6 X 4	DA-316-6040	453.98

Aluminum		
1-1/2 X 1	DA-AL-1510	47.55
1-1/2 X 2	DA-AL-1520	51.45
2 X 1-1/2	DA-AL-2015	46.23
2 X 3	DA-AL-2030	43.92
2 X 4	DA-AL-2040	83.23
3 X 1-1/2	DA-AL-3015	64.49
3 X 2	DA-AL-3020	54.56
3 X 4	DA-AL-3040	70.51
4 X 2	DA-AL-4020	73.78
4 X 3	DA-AL-4030	68.87
4 X 6	DA-AL-4060	138.14
6 X 4	DA-AL-6040	152.73

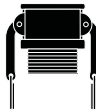
Brass		
2 X 3	DA-BR-2030	161.55
3 X 2	DA-BR-3020	195.78
4 X 2	DA-BR-4020	273.29
4 X 3	DA-BR-4030	283.92
6 X 4	DA-BR-6040	476.89

JUMP SIZE A



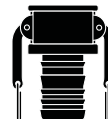
Aluminum		
adapter x female npt	part number	list each
2 X 3	A-AL-2030	36.91
3 X 2	A-AL-3020	36.39
3 X 4	A-AL-3040	62.58
4 X 3	A-AL-4030	57.05
4 X 6	A-AL-4060	146.32
6 X 4	A-AL-6040	146.32

JUMP SIZE B



Aluminum		
coupler x male npt	part number	list each
1-1/2 X 1	B-AL-1510	68.91
2 X 1-1/2	B-AL-2015	46.89
3 X 2	B-AL-3020	48.66
3 X 4	B-AL-3040	92.04
4 X 3	B-AL-4030	90.89

JUMP SIZE C
(for use with sleeves or bands)



Aluminum		
coupler x hose	part number	list each
3 X 2	C-AL-3020	60.72
3 X 4	C-AL-3040	92.66
4 X 3	C-AL-4030	81.32

JUMP SIZE D



Aluminum		
coupler x female npt	part number	list each
1-1/2 X 1	D-AL-1510	46.84
2 X 1-1/2	D-AL-2015	46.84
3 X 2	D-AL-3020	57.29
4 X 3	D-AL-4030	87.10

JUMP SIZE E
(for use with sleeves or bands)



Aluminum		
adapter x hose	part number	list each
2 X 1-1/2	E-AL-2015	15.13
2 X 2-1/2	E-AL-2025	20.21
2 X 3	E-AL-2030	22.63
3 X 2	E-AL-3020	30.65
3 X 2-1/2	E-AL-3025	33.16
3 X 4	E-AL-3040	38.17
4 X 2	E-AL-4020	35.33
4 X 3	E-AL-4030	45.15

JUMP SIZE F



Aluminum		
adapter x male npt	part number	list each
3 X 1-1/2	F-AL-3015	48.44
3 X 2	F-AL-3020	46.62
3 X 4	F-AL-3040	67.50

LOCKING HANDLE KIT



Ring/Pin/Lock: Stainless
Handle: Investment Cast
Stainless

size	part number	list each
1	LHRPSS-100	18.30
1-1/4	LHRPSS-200	20.20
1-1/2	LHRPSS-200	20.20
2	LHRPSS-200	20.20
2-1/2	LHRPSS-250	20.20
3	LHRPSS-300	23.98
4	LHRPSS-300	23.98

HANDLE, RING AND PIN



Ring/Pin: Stainless
Handle: Investment Cast
Stainless

size	part number	list each
3/4	HRPSS-75	4.24
1	HRPSS-100	4.24
1-1/4	HRPSS-200	12.10
1-1/2	HRPSS-200	12.10
2	HRPSS-200	12.10
2-1/2	HRPSS-200	12.10
3	HRPSS-300	15.45
4	HRPSS-300	15.45
5	HRPSS-300	15.45
6	HRPSS-600	42.65
8	HRPSS-600	42.65

Ring/Pin: Steel
Handle: Forged Brass

3/4	HRPB-75	3.86
1	HRPB-100	5.69
1-1/4	HRPB-200	6.27
1-1/2	HRPB-200	6.27
1	HRPB-200	6.27
2-1/2	HRPB-200	6.27
3	HRPB-300	8.48
4	HRPB-400	8.48
6	HRPB-600	35.98
8	HRPB-600	35.98

CAMLOCK LOCKPINS

NEW!



Plated Steel

size	part number	list each
1/2 - 5	C&G-LOCKPIN 2	0.24
6 - 8	C&G-LOCKPIN 6	0.87

GASKET



Buna-N

size	part number	list each
1/2	BG-50	0.71
3/4	BG-75	0.71
1	BG-100	0.71
1-1/4	BG-125	0.80
1-1/2	BG-150	0.80
2	BG-200	0.80
2-1/2	BG-250	0.95
3	BG-300	1.02
4	BG-400	1.43
5	BG-500	3.58
6	BG-600	3.85
8	BG-800	17.93

Viton®

3/4	VG-75	4.68
1	VG-100	6.78
1-1/2	VG-150	9.51
2	VG-200	10.09
2-1/2	VG-250	13.56
3	VG-300	16.10
4	VG-400	24.21

Teflon® (Teflon®

Encapsulated Viton®)

1	TG-100	38.40
1-1/2	TG-150	50.21
2	TG-200	56.98
2-1/2	TG-250	56.98
3	TG-300	65.05
4	TG-400	89.89