


**Model: [3841](#)**  
**38 FRAME BLOCK-STYLE PLUNGER PUMP**



**Specs**

<b>Max Flow:</b>	45 gpm
<b>Min Pressure:</b>	100 psi
<b>Max Pressure:</b>	1000 psi
<b>Inlet Port Size:</b>	1 1/2"NPT(F)
<b>Discharge Port Size:</b>	1"NPT(F)
<b>RPM:</b>	800
<b>Drive Type(s):</b>	Belt
<b>Material:</b>	Stainless Steel (SS)

**Description:**

This is a triplex (three plunger rods) positive displacement, reciprocating, plunger pump, constructed of a machined, 316SS block-style inlet and discharge manifolds, 316SS valve assemblies, solid ceramic plungers and standard NBR (Buna-N) seals and o-rings. These pumps are suitable for harsh liquids like saltwater and leachate, special sanitizing chemicals and food products. See 3841K flushed model.

**Datasheet:** [3841-3841K Data Sheet](#)

**Service Manual:** [38 Frame Block-Style Plunger Service Manual](#)

**Accessories:**

**Oil**



[6107](#)

Crankcase Oil

**Regulator**



[7376](#)

SS Pressure Regulator

**Relief / Pop-Off Valve**



[890711](#)

SS Pop-off Valve

**Pressure Gauge**



[6097](#)

Pressure Gauge

**Pulsation Dampener**



[6015](#)

Prrrrr-O-Lator-Rechg-NBR

**Captive Acceleration Tube**



[714500](#)

Captive Acceleration Tube


**Inlet Filter**



[7108.8](#)

Inlet Filter


### Flexible Inlet Hose



[990850](#)

Flexible Inlet Hose

### Flexible Discharge Hose



[990854](#)

Flexible Discharge Hose

### LPS Monitors



[30290](#)

LPS Monitor



[30290.120AC](#)

LPS Monitor