

**Model: [5CP3105CSS](#)  
5CP PLUNGER PUMP**



**Specs**

Max Flow:	2.5 gpm
Min Pressure:	100 psi
Max Pressure:	3500 psi
Inlet Port Size:	1/2"NPTF
Discharge Port Size:	3/8"NPTF
RPM:	1750
Drive Type(s):	Belt
Material:	Brass (BB)

**Description:**


This is a triplex (three plunger rods) positive displacement, reciprocating, plunger pump, constructed of a forged brass manifold, 304SS valve assemblies, solid ceramic plungers and standard NBR (Buna-N) seals and o-rings Includes side bubble gauge.

**Datasheet:** [5CP3105CSS](#), [5CP3110CSS](#), [5CP3160CSS](#), [5CP3160CSSG1 Data Sheet](#)


**Service Manual:** [CP Plunger Service Manual](#)

**Accessories:**


**Oil**

	<a href="#">6107</a>	Crankcase Oil
-------------------------------------------------------------------------------------	----------------------	---------------

**Regulator**

	<a href="#">7014</a>	Pressure Regulator
-------------------------------------------------------------------------------------	----------------------	--------------------

**Unloader**

	<a href="#">7850</a>	Modular Pressure Unloader
-------------------------------------------------------------------------------------	----------------------	---------------------------

**Relief / Pop-Off Valve**

	<a href="#">33962</a>	Pop-Off Valve
-------------------------------------------------------------------------------------	-----------------------	---------------

**Pressure Gauge**

	<a href="#">6089</a>	Pressure Gauge
-------------------------------------------------------------------------------------	----------------------	----------------

**Pulsation Dampener**

	<a href="#">6011</a>	Prrrrr-O-Lator-Rechg-NBR
-------------------------------------------------------------------------------------	----------------------	--------------------------

**Captive Acceleration Tube**

	<a href="#">711500</a>	Captive Acceleration Tube
-------------------------------------------------------------------------------------	------------------------	---------------------------


**Inlet Filter**



[7104](#)

Inlet Filter


### Flexible Inlet Hose



[990840](#)

Flexible Inlet Hose

### Flexible Discharge Hose



[990857](#)

Flexible Discharge Hose

### Other



[34334](#)

Oil Drain Kit