

Model: [7500S](#)
Pressure Sensitive Regulating Unloader



Specs

Max Flow:	3.5 gpm
Min Pressure:	100 psi
Max Pressure:	2000 psi
Inlet Port Size:	0.37
Discharge Port Size:	0.37
Type of Accessory:	Unloader
Material:	Brass (BB)

Description:

This Pressure Regulating Unloader is designed for single gun or pump operation. This unloader maintains set system pressure and goes into by-pass with the release of the trigger or an obstruction downstream. The pressure sensitive feature permits a wide range of flows and quickly resumes full pressure when the gun is opened or the obstruction cleared. It is recommended for intermittent cleaning applications. It is NOT recommended for weep systems. 5-10% by-pass is necessary for optimum performance.

Accessory to be used with these Pumps:



[2SF25ELS2SF DIRECT DRIVE PLUNGER PUMPS](#)

[2903 FRAME PISTON PUMP](#)



[3334](#) FRAME PISTON PUMP



[350B5](#) FRAME PLUNGER PUMP



[350S5 PFR PLUNGER PUMP](#)



[310ALT5](#) FRAME PLUNGER PUMP

[62310](#) FRAME PISTON PUMP



[2403](#) FRAME PLUNGER PUMP



[3405 FRAME PLUNGER PUMP](#)



[340B5](#) FRAME PLUNGER PUMP



[3505](#) FRAME PLUNGER PUMP



[3235 FRAME PISTON PUMP](#)



[4304 FRAME PISTON PUMP](#)

[2SF20ES2SF DIRECT DRIVE PLUNGER PUMPS](#)

[2SF10ES2SF DIRECT DRIVE PLUNGER PUMPS](#)

[2SF22ES2SF DIRECT DRIVE PLUNGER PUMPS](#)

[2SF22ELS2SF DIRECT DRIVE PLUNGER PUMPS](#)

[2SF29ELS2SF DIRECT DRIVE PLUNGER PUMPS](#)

[2SF30ES2SF DIRECT DRIVE PLUNGER PUMPS](#)


[2SF30GES2SF DIRECT DRIVE PLUNGER PUMPS](#)

[2SF35ES2SF DIRECT DRIVE PLUNGER PUMPS](#)


[2SF35GES2SF DIRECT DRIVE PLUNGER PUMPS](#)




[2703](#) FRAME PLUNGER PUMP



[2SF30GS2SF](#) DIRECT DRIVE PLUNGER PUMPS



[2SF35GS2SF](#) DIRECT DRIVE PLUNGER PUMPS



[2SF05EL](#) SOBOLETE 2SF DIRECT DRIVE PLUNGER PUMPS



[340S5 PFR PLUNGER PUMP](#)



[2303](#) FRAME PLUNGER PUMP



[2803](#) FRAME PISTON PUMP